

1. If you haven't previously registered, then start here, else go to step 7.

Select "New User"



[Squash New Zealand](#)
[Grading List](#)
[Help](#)

Please sign in


Remember me


Login


[New User](#)


[Forgotten Username/Password](#)

- A "Create iSquash Account" form is presented. Fill in the form making sure the "I agree to the terms and conditions..." box is checked and then press "Save"




New Website!
100 Day Guarantee





iSquash

- Not logged in

[Home Page](#)

[Squash NZ Website](#)

[Grading List](#)

[Clubs Map](#)

[Help](#)

Create iSquash Account

User Details

Username: *

Password: *

Confirm Password: *

* Indicates required field

Personal Details

Title:

First Name: *

Legal Name.

Middle Name:

Legal Name.

Last Name: *

Legal Name.

Nickname:

Date of Birth: *

The date must be entered in the form of 20-12-1970 for 20th December 1970.
Date of birth is required to sort grading list age groups categories ie, juniors, seniors and masters

Gender: *

* Indicates required field

Home Address

Street:

Suburb:

City:

Country:

Country:

Postcode:

Phone Numbers

Home Phone: *

Work Phone: *

Mobile Phone: *

* Indicates at least one phone number is required

Email

Email Address: *

* Indicates required field

Email Confirmation

I do not wish to be contacted about the products and services of Club or Squash NZ sponsors or funders

I would like to receive emails from my Club

I would like to receive emails from my District

I would like to receive emails from Squash New Zealand

Terms and Conditions

Terms and Conditions:

Please read this carefully.

1. Introduction

This Site is owned and operated SQUASH NEW ZEALAND , Physical Address Building 42, Unitech Gate 3, Carrington Road, Mount Albert, Auckland 1025

2. Use Of Content

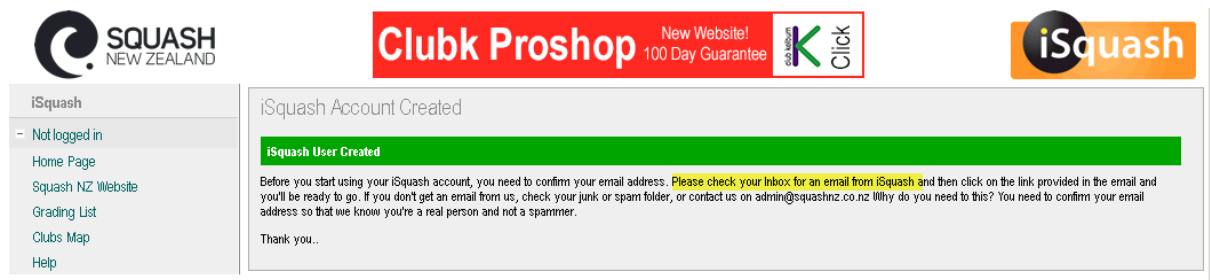
2.1 All copyright and all other intellectual property rights in all text, images, sound, software, service marks, logos and other materials ("the Content") on the pages of the Site are owned by SQUASH NEW ZEALAND and affiliated companies or are reproduced on the Site with permission of the relevant rights owner.

2.2 The contents of the Site may not be copied, reproduced, distributed, republished, downloaded, displayed, posted or transmitted in any form or by any means without SQUASH NEW ZEALAND's prior written consent, except as stated below at 2.3.

2.3 You may read, view, print and download the contents of an individual page for private and personal non-commercial use only provided

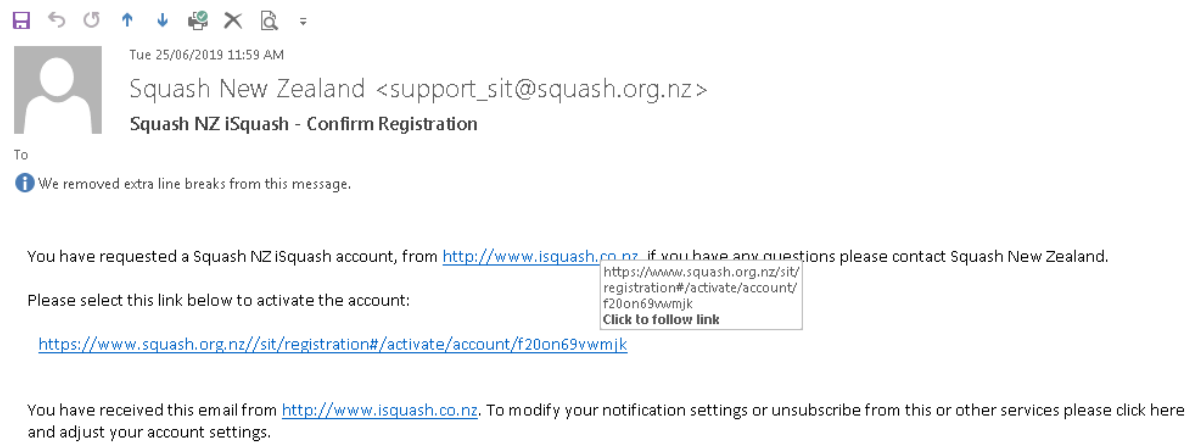
I agree to the terms and conditions as set out above

3. Should get confirmation of account creation and a message to check your mailbox



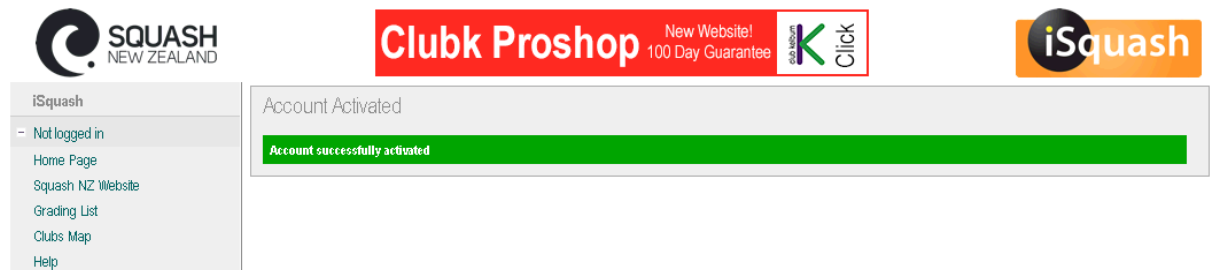
The screenshot shows the iSquash website interface. At the top, there are logos for SQUASH NEW ZEALAND, Clubk Proshop (with 'New Website! 100 Day Guarantee' and a 'Click' button), and iSquash. On the left is a navigation menu with 'iSquash' and 'Not logged in' highlighted. The main content area is titled 'iSquash Account Created' and features a green banner that says 'iSquash User Created'. Below the banner, text instructs the user to check their inbox for an email from iSquash to confirm their account. A 'Thank you..' message is at the bottom.

4. The mail will have a link to “activate your account”



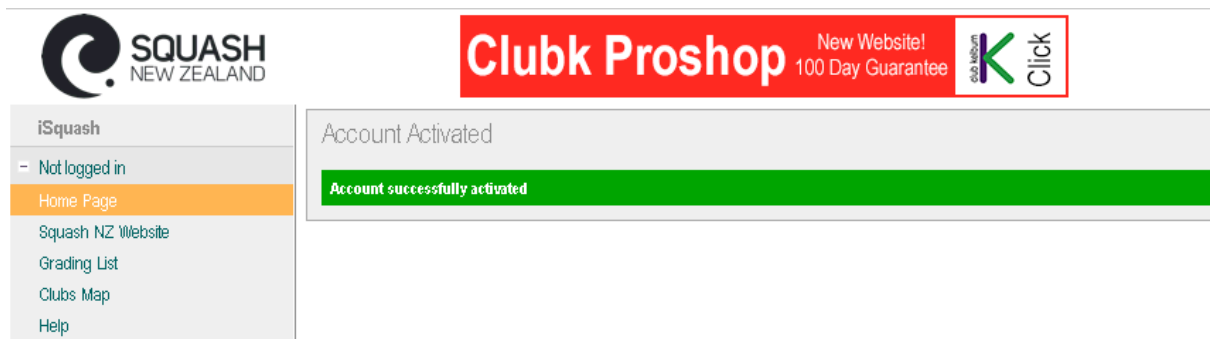
The screenshot shows an email from Squash New Zealand. The header includes the date 'Tue 25/06/2019 11:59 AM' and the sender 'Squash New Zealand <support_sit@squash.org.nz>'. The subject is 'Squash NZ iSquash - Confirm Registration'. The body of the email contains a message: 'You have requested a Squash NZ iSquash account, from <http://www.isquash.co.nz>. If you have any questions please contact Squash New Zealand. Please select this link below to activate the account: <https://www.squash.org.nz/sit/registration#/activate/account/f20on69vwmjk>'. A tooltip for the link says 'Click to follow link'. At the bottom, there is a link to modify notification settings or unsubscribe: 'http://www.isquash.co.nz'.

5. Click on the “Please select this link...” URL as stated in the email. This should take you to Squash NZ and present the following message....



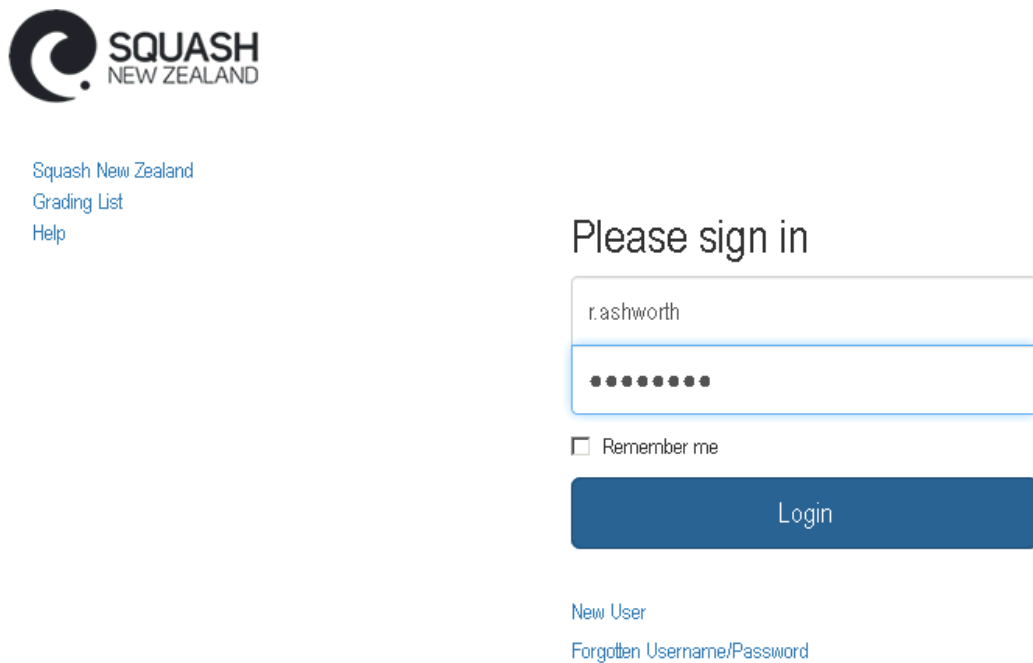
The screenshot shows the iSquash website interface after account activation. The top navigation and logos are the same as in the previous screenshot. The main content area is titled 'Account Activated' and features a green banner that says 'Account successfully activated'.

6. Click on the "Home" page menu item....



The screenshot shows the top navigation bar of the Squash New Zealand website. On the left is the logo for Squash New Zealand. To its right is a red banner for "Clubk Proshop" with the text "New Website! 100 Day Guarantee" and a "Click" button. Below the logo is a vertical menu with items: "iSquash", "Not logged in", "Home Page" (highlighted in orange), "Squash NZ Website", "Grading List", "Clubs Map", and "Help". On the right side of the page, there is a grey notification box that says "Account Activated" and a green bar below it that says "Account successfully activated".

7. This will present the logon page . Sign on using the Userid and Password you entered in step 2.



The screenshot shows the login page of the Squash New Zealand website. On the left is the Squash New Zealand logo and a vertical menu with items: "Squash New Zealand", "Grading List", and "Help". The main content area is titled "Please sign in" and contains a login form. The form has two input fields: the first contains the username "r.ashworth" and the second contains a password represented by ten dots. Below the password field is a checkbox labeled "Remember me" which is unchecked. At the bottom of the form is a blue "Login" button. Below the button are two links: "New User" and "Forgotten Username/Password".

8. The next screen has a message re “Club Membership” and the instructions here should be ignored...

The screenshot shows the iSquash website interface. At the top, there are logos for SQUASH NEW ZEALAND, Clubk Proshop (with 'New Website! 100 Day Guarantee' and 'club k Click' branding), and iSquash. The main content area is titled 'Welcome to iSquash'. A prominent message box, outlined in red, contains the following text:

Club Membership
 Congratulations. You are now registered with iSquash.
 However you do not appear as a current club member on the Squash IT Membership Database for your club.
 Should you wish to apply for club membership, select your club from the list below and click "Add".

Below the text is a dropdown menu labeled 'Club: Select Club...' and an 'Add' button. To the right of the message box, an arrow points to it with the text 'Ignore this message'. The left sidebar contains navigation links such as 'Welcome Robert', 'Home Page', 'Squash NZ Website', 'Edit My Profile', 'Grading List', 'Clubs Map', 'Help', 'Logout', 'My Clubs', 'Pay to Play Clubs', 'Apply for Membership', 'Payment History', 'Interclub', 'Tournaments', and 'Reports'. The main content area also includes sections for 'Player Profiles', 'Squash NZ Messages', 'Online Booking Timing Out', 'iSquash Tips and Tricks', and 'Upcoming Tournaments - Click to Enter'.

9. Instead, select “Pay to Play Clubs”

The screenshot shows the iSquash website interface. At the top, there are logos for SQUASH NEW ZEALAND, Clubk Proshop (with 'New Website! 100 Day Guarantee' and 'club k Click' branding), and iSquash. The main content area is titled 'Pay to Play'. A message box at the top of the main content area contains the text: 'Please select the squash club from the list below to proceed with booking and paying for your court.' Below this, the page is organized by region:

- Auckland**
 - Beach Haven (Shepherds Park)
 - North Shore Squash Club
- Canterbury**
 - Christchurch Squash Club
 - Christchurch Football Squash Club
- Otago**
 - Pirates Squash Club
 - Otago Squash Club
- Southland**
 - Squash City Invercargill

The left sidebar contains navigation links such as 'Welcome Robert', 'Home Page', 'Squash NZ Website', 'Edit My Profile', 'Grading List', 'Clubs Map', 'Help', 'Logout', 'My Clubs', 'Pay to Play Clubs' (highlighted in orange), 'Apply for Membership', 'Payment History', 'Interclub', 'Tournaments', and 'Reports'.

10. Select "Beach Haven (Shepherds Park)"

The screenshot shows the 'iSquash' website interface. On the left is a navigation menu with options like 'Welcome Robert', 'Home Page', 'Squash NZ Website', 'Edit My Profile', 'Grading List', 'Clubs Map', 'Help', 'Logout', 'My Clubs', 'Pay to Play Clubs', 'Apply for Membership', 'Payment History', 'Interclub', 'Tournaments', and 'Reports'. The main content area is titled 'Pay to Play' and contains a message: 'Please select the squash club from the list below to proceed with booking and paying for your court.' Below this, there are four regional categories: Auckland, Canterbury, Otago, and Southland. Under 'Auckland', the option 'Beach Haven (Shepherds Park)' is highlighted with a red circle. Other clubs listed include Christchurch Squash Club, Christchurch Football Squash Club, Pirates Squash Club, Otago Squash Club, and Squash City Invercargill.

11. Select "Pay2Play Squash"

The screenshot shows the 'iSquash' website interface for the 'Pay 2 Play Squash' section. The page title is 'Beach Haven (Shepherds Park) - Wed 26-Jun-2019' and the time is 12:03 pm. There are navigation tabs for 'Squash Club Members', 'Pay 2 Play Squash', 'Pay 2 Play Tennis', 'Pay 2 Play Futsal / Full Field', and 'Tennis Club Members'. The main content is a booking calendar for four squash courts (Squash 1 P2P, Squash 2 P2P, Squash 3 P2P, Squash 4 P2P) at Shepherds Park. The calendar shows time slots from 4pm to 11pm. The 6pm and 7pm slots for all four courts are highlighted in blue, indicating they are available for booking. A key on the left side of the calendar explains the colors: My Booking (orange), Booking (yellow), Visitor Booking (red), Reserved (green), In use by another sport (blue), Not Available (grey), Pay to Play Available (light grey), and Free (white).

12. Select the Date you want to play on (Left hand calendar), then the Time and Court you wish to book.....

The screenshot displays the Clubk Proshop website interface. At the top, there are logos for SQUASH NEW ZEALAND, Clubk Proshop (with a 'New Website! 100 Day Guarantee' banner), and iSquash. The main content area is titled 'Beach Haven (Shepherds Park) - Wed 26-Jun-2019' and shows a navigation menu with 'Pay 2 Play Squash' selected. Below the menu is a grid of booking slots for four squash courts (Squash 1 P2P to Squash 4 P2P) from 4pm to 11pm. A red arrow points to the date '26' in the left-hand calendar. Another red arrow points to a slot at 6:00 PM in the grid, which is labeled 'Available 06:00 PM (60mins)'. A key on the left side of the page explains the colors used in the grid: My Booking (orange), Booking (yellow), Visitor Booking (red), Reserved (green), In use by another sport (blue), Not Available (grey), Pay to Play Available (light grey), and Free (white).

13. Now get a Booking confirmation screen.

This screenshot shows the same booking interface as the previous one, but with a confirmation dialog box overlaid in the center. The dialog box contains the text 'Confirm that you want to book a court?' and two buttons: 'OK' and 'Cancel'. The background booking grid is dimmed, and the date '26' in the calendar is highlighted in red.

14. Select "OK" to proceed. Now get a screen with the details of the booking.

Check the Booking Date, Time, Court and Player Name. Leave the "Send email to..." checked as you will receive the Access PIN via your email address.

SQUASH NEW ZEALAND

Clubk Proshop New Website! 100 Day Guarantee

iSquash

Booking

Booking expires in 5 minutes

Make Booking at Beach Haven (Shepherds Park)
Squash 3 P2P, Wed 26-Jun-2019 - 6:00 pm to 7:00 pm

Booking for Player Robert Ashworth

Send Email to graham@gjit.co.nz

Attach Calendar Appointment

Notes

Promotion Code

Payment Required \$20.00

Pay for Booking

Show All Bookings Cancel Booking

15. If all the above is correct, press “Pay for Booking” and you will be transferred to “Payment Express” where you enter your credit/debit card details



Payment Checkout

Amount: **\$20.00 (NZD)**

Credit Card Payment

Card Number:*

Name On Card:*

Expiry Date:*

CVC: [What is this?](#)

[Cancel Payment](#)



16. When these details have been filled in, press "Submit"


When the transaction is approved you will receive confirmation.

Then press "Next"



Payment Checkout

Amount: **\$20.00 (NZD)**


Transaction Approved

Amount: **\$20.00 (NZD)**

Card: 402740 91


Card Type: Visa


Card Holder: [REDACTED]

Transaction Type: Purchase

Auth Code: 1234567

Reference: [REDACTED]





17. This completes the booking and you will receive an email with your PIN number (for the external door to the squash courts), and instructions on how to use the PinPad outside the squash courts.



Tue 25/06/2019 12:10 PM

Squash New Zealand <support_sit@squash.org.nz>

iSquash Booking: 26-Jun-2019

To

If there are problems with how this message is displayed, click here to view it in a web browser.

Message booking.ics (644 B)

iSquash Booking

Dear Robert

This email confirms that you have booked Squash 3 P2P at Beach Haven (Shepherds Park) on 26-Jun-2019 at 06:00 PM with a visitor and have paid \$20.00 for this booking. Please see the club's website for Terms and Conditions of your payment and instructions for the booking.

If you would like to cancel this booking, please login to <http://www.squash.org.nz/sit/homepage>.

When you arrive at the squash courts enter your Security code, which is 31008, followed by pressing the button twice (e.g.: 31008 [OK] [OK]).

The security code will provide access to the building for 30 minutes prior to your booking through to the end of the booking. If you have any problems accessing the building, please contact the Club Administrator.

Please find attached a calendar appointment file. Please open this if you wish to automatically add this to your electronic calendar.

Club: Beach Haven (Shepherds Park)
Beach Haven Sports Centre
Cresta Avenue
Beach Haven
Auckland

Club Administrator: Paul Cornish

Club Email: paulcornish@xtra.co.nz

Club Phone No.: 09 445 0004

Club Website: <http://www.shepherdsparksquash.org.nz/>

You have received this email from <http://www.isquash.co.nz>.

To modify your notification settings or unsubscribe from this or other services please [click here](#) and adjust your account settings.

Copyright 2000-2019. Squash NZ. All Rights Reserved. (Squash NZ)

18. If you don't receive the email, or have lost or forgotten to write down the PIN, you can reference it by signing back on to squash.org.nz and you will receive details about you current bookings....

The screenshot shows the iSquash website interface. At the top left is the SQUASH NEW ZEALAND logo. To the right is a red banner for 'Clubk Proshop' with the text 'New Website! 100 Day Guarantee' and a 'Click' logo. The main content area is titled 'Welcome to iSquash' and contains a 'Club Membership' section with a dropdown menu for 'Select Club...' and an 'Add' button. Below this is a 'Your Bookings' section with a red circle around the booking details: 'Beach Haven (Shepherds Park) - Squash 3 P2P', 'Wed 26-Jun-19 06:00 PM', and 'Payment Accepted' with a magnifying glass icon. To the right is an 'Upcoming Tournaments' section with a list of dates and club names. The left sidebar contains navigation links like 'Home Page', 'Squash NZ Website', 'Edit My Profile', 'Grading List', 'Clubs Map', 'Help', 'Logout', 'My Clubs', 'Pay to Play Clubs', 'Apply for Membership', 'Payment History', 'Interclub', 'Tournaments', and 'Reports'.

19. To obtain details of a booking, including the PIN, click the small key symbol...

The screenshot shows the iSquash website interface with the 'Booking Status' section. The main content area is titled 'Booking Status' and contains a message: 'Thank you for booking and paying for your court. Your court booking details are below:'. Below this is a table of booking details: 'Club: Beach Haven (Shepherds Park)', 'Club Web Site: http://www.shepherdsparksquash.org.nz/', 'Court: Squash 3 P2P', 'Date: 26-Jun-2019', 'Time: 06:00 PM', 'Length: 60 minutes', 'Access PIN: 31008', 'Players: Mr Robert Ashworth', 'Payment Method: CardPayment', 'Payment Status: Paid', and 'Amount: \$20.00'. A red circle highlights the 'Time' and 'Length' fields, and a red arrow points to the 'Access PIN' field. At the bottom are buttons for 'Home Page', 'Bookings', and 'Print Page'.